

SUPER ROD

**REDEFINING
THE WAY
YOU WORK**



• Listens • Innovates • Delivers

SUPER ROD



REDEFINING THE WAY YOU WORK



As Super Rod enters its 15th year, we have taken the time to look back on how our industry has changed. Technology has played a great part, with huge developments in both our domestic and work environments.

This has brought its own set of challenges for the professional contractor keeping abreast with all the latest developments as well as the challenge of concealing the infrastructure that supports these networks.

After 14 years of partnering with you in this industry, our commitment is stronger than ever in bringing you the tools you deserve. We not only focus on our own manufacturing, but we also work with like-minded partners we have come across as we expand our core business.

Alongside this, we are still bringing on several new products developed by you, our customers in the UK. So when we say we are "redefining the way you work", that's our commitment to support you in your every day work, by making the best tools available.

Thank you for your support and inspiration thus far, here's looking forward to the next 15 years.

A handwritten signature in black ink, appearing to read 'Malcolm Duncan'.

Malcolm Duncan
Managing Director
malcolm@super-rod.co.uk

Tool Sections

Browse our innovative products by category:

Rod Kits	Pages 6-13	Coiled Systems	Pages 38-43
Attachments	Pages 14-25	Inspection Cameras	Pages 44-51
Plumbing Tools	Pages 26-29	Drilling Systems	Pages 52-67
#workingsmarter Tips	Pages 30-31	Testimonials	Page 68
Pulling Systems	Pages 32-36	Connect With Us	Page 69
Innovation Station	Page 37		

Capabilities

At Super Rod, we like to do things 'in-house'. This has resulted in us developing a wide range of capabilities including our own photography studio. This allows us to control our own image library, as well as generating bespoke material for customers. We also have substantial video recording equipment, permitting us to record high quality video footage of our entire product range, providing helpful hints and tips, as well as various promotional material.



Design

At Super Rod, we pride ourselves on our design facilities. The ability to take an idea or concept and transform it into a working product is invaluable to us as a business. If you have any great ideas, we would love to hear from you. We may be able to transform your idea into the next great tool to hit our industry!

For more information turn to the 'Innovation Station' section, page 37.



Test

Reputation and reliability are everything, hence why we use the latest testing techniques on all Super Rod products. Whether it be confirming the tensile strength of our rods, or the strength offered by our tubes, each component is fully tested to ensure complete satisfaction with every Super Rod purchase. We have also developed a fitting system called AXM™ that is completely unique to us (UK Patent No. 2511042), which works in conjunction with our specialised rod formula Adoxim 5°. Wherever you see AXM™ or Adoxim 5° mentioned throughout the catalogue, this indicates that the product is using our specialised materials.



UK Patent No. 2511042

Heritage

Innovation is a buzz word that any forward-thinking company will aim to embrace. Here at Super Rod, innovation really is in our culture. We are based in the town of Blaenavon, which itself is a World Heritage site. Back in the 1870's, a young amateur chemist worked on improving the steel production process to eliminate phosphorus, thus resolving the issues of brittleness experienced by more traditional methods. Today you can see the benefits of this innovation across the world. For information on this you can visit www.visitblaenavon.co.uk. If you do decide to visit our town, please pop in and say hello!



Awards

Below is a selection of the awards bestowed upon Super Rod during the last 14 years for the impact we have had on the cable installation industry. These awards are a source of pride for the whole team at Super Rod, which continues to drive us forward. Super Rod focus on exceeding your expectations, both now and for the future.



2014
Top Product Award for the Gekko Gripper



2012
Electrical Industry Awards Winner



2012
Queen's Award: International Trade



2008
Queen's Award: Innovation



2006
NICEIC Best Product Of The Last 50 Years



2006, 2005
Electrical Industry Awards Winner



2003
Lloyd's Register ISO 9001



2003, 2002 & 2001
Professional Electrician And Installer

MEGA SET

250kg
Tensile
Strength

Rod Length
16m (52ft)

Flexibilities
5

Attachments 10

Mega Set **CRMX**

With over 16m (52ft) of length, the Mega Set gives you 5 different rod flexibility choices, making this our most popular kit. This, combined with our extensive range of attachments, is the 'must have' kit for anyone working with wire and cable.

Contents **AXM™**

UK Patent No. 2511042

- 3 x 6mm black Adoxim 5° 1m rods • 1 x 5mm red Adoxim 5° swivel 1m rod • 6 x 5mm red Adoxim 5° 1m rods • 3 x 4mm yellow Adoxim 5° 1m rods • 1 x 4mm yellow Adoxim 5° swivel 1m rod • 1 x 5mm glo Adoxim 5° swivel 1m rod • 1 x 5mm nylon 1m rod • 1 x 175mm nylon Flexi Lead • 1 x 250mm Shape It Flexi Lead • 1 x Super Grip 11-15mm • 1 x Super Grip 6-10mm • 1 x Domed Bullet • 1 x Flat Bullet • 1 x Gender Changer • 1 x Super Magnet • 1 x Super Beam • 1 x 45cm Chain • 1 x Mini Eye & Ring • 1 x Tuff Hook • Tough carry tube



Mega Set Bits Tube **CRMX-BT**


Contents Attachments 8

AXM™

UK Patent No. 2511042

- 1 x Domed Bullet • 1 x Flat Bullet
- 1 x Gender Changer • 1 x Super Magnet
- 1 x Super Beam • 1 x Chain • 1 x Mini Eye & Ring • 1 x Tuff Hook

[The most comprehensive cable routing kit available]



“I would not hesitate in recommending the Super Rod Mega Set to any tradesperson looking at saving time and money.”

Danny Atkinson
Australia



DELUXE SET



Rod Length
10m (32ft)

Flexibilities **4**

Attachments **7**


Deluxe Set **CRSD**

The Deluxe Set gives you 4 different rod flexibility choices and offers an excellent range of functionality.

Whether your job is industrial or domestic, the Deluxe Set has you covered. The set has saved countless hours for installers and electricians over the years, and continues to be a very popular choice.

"I should've had one of these when I was an apprentice. A lot better than a long piece of fence wire."

George Herman
Stoke-On-Trent



Contents

- 2 x 6mm black Adoxim 5[®] 1m rods
- 6 x 5mm red Adoxim 5[®] 1m rods
- 2 x 4mm yellow Adoxim 5[®] 1m rods
- 1 x 175mm nylon Flexi Lead
- 1 x Domed Bullet
- 1 x Flat Bullet
- 1 x Gender Changer
- 1 x Super Magnet
- 1 x Super Beam
- 1 x Tuff Hook
- 1 x Mini Eye & Ring
- 1 x Tough carry tube

Redefining The Way You Work

BITS TUBE

Rod Kits



Attachments **7**

Deluxe Set Bits Tube **CRSD-BT**

The Deluxe Set Bits Tube features 7 innovative attachments, specifically designed to be compatible with all Cable Rods to give you the right tool to do the right job, whatever the situation.



Contents

- 1 x Domed Bullet
- 1 x Flat Bullet
- 1 x Gender Changer
- 1 x Super Magnet
- 1 x Super Beam
- 1 x Mini Eye & Ring
- 1 x Tuff Hook

SUPER SIX SET





Super Six Set **CRS6**

The Super Six is the intermediate set in the Cable Rod system. It is the perfect set for shorter cable runs whilst still providing several routing options.

Offering 4 variants of rod flexibility plus a range of attachments that enable the installer to push, pull and retrieve cable in many situations.

"I keep a full set in the van with every available accessory! The best tool I own, can't work without them!"

Kevin Osborne
Farnborough



AXMTM
UK Patent No. 2511042

Contents

- 1 x 6mm black Adoxim 5[®] 1m rod
- 3 x 5mm red Adoxim 5[®] 1m rods
- 2 x 4mm yellow Adoxim 5[®] 1m rods
- 1 x 175mm nylon Flexi Lead
- 1 x Tuff Hook
- 1 x Flat Bullet
- 1 x Super Magnet
- 1 x Mini Eye & Ring
- 1 x Gender Changer
- 1 x Domed Bullet
- 1 x Tough carry tube

BITS TUBE



Attachments **6**

Super Six Set Bits Tube **CRS6-BT**

The Super Set Bits Tube features 6 innovative attachments, designed to route, retrieve and connect. All of our tools and attachments help tradespeople to start #workingsmarter.

Contents **AXM**TM
UK Patent No. 2511042

- 1 x Domed Bullet
- 1 x Flat Bullet
- 1 x Gender Changer
- 1 x Super Magnet
- 1 x Mini Eye & Ring
- 1 x Tuff Hook

STANDARD SET

BITS TUBE



Rod Length
 5m (16ft)

Flexibility
 3

Attachments
 4



Standard Set **CRSS**

With 5m (16ft) of length, the Standard Set gives you 3 different rod flexibility choices. An ideal starter set.

The Standard Set provides a tradesperson with the right tools to do the right job. Whilst not offering a full range of rod flexibilities, the kit is still perfect for small jobs.

“Cheaper than an apprentice and never calls in sick...”

Tony Slater
Staffordshire



Contents

- 4 x 5mm red Adoxim 5° 1m rods
- 1 x 4mm yellow Adoxim 5° 1m rod
- 1 x 175mm nylon Flexi Lead
- 1 x Tuff Hook
- 1 x Mini Eye & Ring
- 1 x Gender Changer
- 1 x Domed Bullet
- 1 x Tough carry tube



Attachments
 4

Standard Set Bits Tube **CRSS-BT**

The Standard Set Bits Tube features 4 innovative attachments, specifically designed to solve common problems faced by professional electricians. Never be underprepared again.




Contents

- 1 x Domed Bullet
- 1 x Gender Changer
- 1 x Mini Eye & Ring
- 1 x Tuff Hook

ROD SPARES

[Whatever the job, our rod spares have you covered!]



a




b



c



d



e

AXMTM
UK Patent No. 2511042

Rod Spares

Each Super Rod set contains a mixture of rods of varying flexibility. However, if you already own a rod kit and simply require a few extra rods to top up your set, you can now purchase sets of five rods by themselves.

Simply choose which set you're interested in below and see whether it is the right choice for you.

a **Rod Length**
5m (16ft)

Black Rod Spares CR-BX5

5 x 6mm black Adoxim 5° 1m rods

b **Rod Length**
5m (16ft)

Red Rod Spares CR-RX5

5 x 5mm red Adoxim 5° 1m rods

c **Rod Length**
5m (16ft)

Yellow Rod Spares CR-YX5

5 x 4mm yellow Adoxim 5° 1m rods

d **Rod Length**
5m (16ft)

Nylon Rod Spares 1m CR-NX5

5 x 1m nylon rods



e **Rod Length**
0.35m (1ft)

Nylon Rod Spares 175mm CR-SNX2

2 x 175mm nylon rods

HANDY SET

TOOLBOX SET



↔ Rod Length 2m (6ft) ↔
Flexibilities 4
Attachments 3

Handy Set **CRHS**

This shorter set of 500mm rods offers the ideal solution when working in confined spaces.

They share the same thread size as the 1m rods and are compatible with any Super Rod attachment.

Features

- Total rod length only 2m
- 3 x innovative attachments
- Perfect for confined spaces




Contents **AXM**TM UK Patent No. 2511042

- 1 x 6mm black Adoxim 5[®] 0.5m rod
- 2 x 5mm red Adoxim 5[®] 0.5m rods
- 1 x 4mm yellow Adoxim 5[®] 0.5m rod
- 1 x 5mm nylon 330mm rod
- 1 x Mini Hook
- 1 x Domed Bullet
- 1 x Mini Eye & Ring
- 1 x Tough carry tube

↔ Rod Length 1.32m (4ft) ↔
Flexibilities 4
Attachments 3

Toolbox Set **CRTB**

The Toolbox Set has the identical contents of the Handy Set (left), but with 330mm length rods.



Super Rod has produced an even shorter set of rods, for when conditions become even tighter.

Features



- Total rod length only 1.32m
- 3 x innovative attachments
- Perfect for hard-to-reach areas

Contents **AXM**TM UK Patent No. 2511042

- 1 x 6mm black Adoxim 5[®] 330mm rod
- 2 x 5mm red Adoxim 5[®] 330mm rods
- 1 x 4mm yellow Adoxim 5[®] 330mm rod
- 1 x 5mm nylon 330mm rod
- 1 x Mini Hook
- 1 x Domed Bullet
- 1 x Mini Eye & Ring
- 1 x Tough carry tube


POLYMER ROD SET

The innovative non-conductive solution



“The polymer rod set is ideal for any tool box. You can be confident using this product because of its superior quality.”

Paul Rolls
Merthyr Tydfil



Polymer Rod Set

This non-conductive, shortened set of rods is ideal when working in confined spaces. Whilst it is compatible with the standard range of Super Rod attachments, it has its own range of polymer 'Glo in the Dark' attachments.

Polymer Rod Set 4 **SRPRS**



Contents

- 1 x 5mm x 330mm Round Black Rod
- 1 x 5mm x 330mm Round Red Rod
- 1 x 5mm x 330mm Flat Red Rod
- 1 x 5mm x 330mm Round Glow Rod
- 1 x Domed Bullet
- 1 x Mini Eye
- 1 x Glow Claw
- 1 x Domed Eye
- 1 x Mini Hook

Polymer Rod Set 8 **SRPRS8**



Contents

As SRPRS (above) with 8 rods in total.

Polymer Rod Set 12 **SRPRS12**




Contents

As SRPRS (above) with 12 rods in total.

TELESCOPIC POLE

R2 TESTING LEAD



Lead Length
5.1m (16ft)

R2 Testing Lead **SR-R2**

The Telescopic Pole can be used in conjunction with the R2 testing lead, enabling users to make contact with exposed conductive parts on any electrical equipment such as fluorescent luminaries, fans and AC units. This eliminates the need to use ladders, towers or scissor lifts.



Super Magnet **CRMG2**

The Super Magnet works very well with the Telescopic Pole when testing smoke alarms. The magnet forces the connection and proves the circuit is working with minimal disruption.

Pole Length
5.6m (18ft)

Attachments

3



Telescopic Pole **SR-TP**

Back to the "Time Is Money" quote, our Telescopic Pole really delivers. It can extend to 5.6 metres in seconds.

The pole comes complete with a versatile platform which allows up to three Super Rod attachments to be used at any one time. This product is ideal for working at height, across loft spaces and under floors.

"Got me out of trouble and saved me having to hire a tower!"

James White
Surrey




Contents

- 1 x Telescopic Pole & Platform
- 1 x Prong
- 1 x Flat Bullet
- 1 x Tuff Hook

CARRY CASE

Arrive knowing you have everything to get the job done



Bag Length
1.22m (4ft)

Carry Case **SR-BAG**

The Super Rod Carry Case is the perfect holding device to house your Super Rod products. The case can hold several tubes of rods as well as various accessories.

Why try and manually transport a handful of tubes on site with you, when you can arrive much more efficiently by carrying everything you need in one handy Super Rod case?

Features

- 1 x strap allowing you to carry everything over your shoulder
- 3 x external pockets varying in size, holding your bits tube, 270mm and 410mm length packaging tubes
- 1 x internal protective pocket with draw string and detachable clip



New Feature!



Personalise your case with our newest feature! When meeting clients on site, be sure to take advantage of our new business card holder so that your contact details are always at hand.

GLIDER

GLIDER X2



Glider **SRGLIDE**

The Glider allows your rods to navigate even the most hostile terrain without digging into loft insulation or getting caught on joists and debris.

- Glides over uneven surfaces
- Skips over obstacles
- Memory material springs back to its original shape




The ideal routing solution

1. Take a rod of your choice & screw your Glider onto the female end.
2. Next, attach a Super Grip to the inside of the Glider (rod end).
3. Finally, secure a Super Beam to the other end of the Glider and watch it illuminate as it makes the connection.

Glider X2 **SRGLIDEX2**

Super Rod has developed a solution for installing aerial cables, saving time and reducing ladder work. The Glider X2 has been designed to traverse the more uneven surfaces such as roof ridge tiles.




The Glider X2 skips over all sorts of obstructions and is cleverly designed to take several attachments for super efficiency.

Features

- Flexible material allows even more manoeuvrability
- Compresses to fit tight spaces and expands once in situ
- Fits up to two AXM™ attachments at once

SUPER BULLET KIT

[The ultimate attachment kit to add to your set]



Attachments

3

Super Bullet Kit **CRSBK**

The Super Bullet Kit is the latest innovative attachment pack from Super Rod! It contains the following products:

Domed Bullet

Navigate difficult terrains with ease. The Domed Bullet simply pushes past obstructions when connected to a rod.

Flat Bullet

Clean connectors full of dust and debris to reduce weak points and stop the male thread from snapping.

Spike Bullet

Bore a path through insulation with the Spike Bullet. It glides straight through with ease.


Magnetic Bullet

Connect a Super Magnet (also sold separately) to the Magnetic Bullet when routing cable to save time and reduce frustration.



*NOTE Rods or Super Magnet not included in kit.
For illustration purposes only.

SUPER BEAM



Super Beam **CRSB**

Illuminate any dark space with this highly useful torch attachment. The Super Beam is a self-contained LED torch attachment that turns your Cable Rod set into an instant inspection tool!


The part is powered by a small pack of cell batteries (Replacement Batteries **CRRB** available upon request) and only illuminates once contact has been made with a male fitting

The Super Beam is also featured in the Mega and Deluxe Sets, as featured on pages 6 & 7.

Features

- Fits into places other torches can't
- An ideal, discreet attachment to illuminate your work space
- Compatible with all other AXM™ fittings and rods, ideal for conditions where lighting is poor
- See the Glider product (page 15) for the ideal routing solution


Special Feature!



The Super Beam features a unique illumination method! The attachment *only* lights up once contact has been made with a male AXM™ fitting, saving battery life.


SUPER GRIPS

“The harder you pull, the tighter they grip!”



“Super Grips are so good. I do TV/AV and have to pull in loads of cables through walls etc. These are a huge time saver! Much better than old pvc tape on coat hangers!”

Matt Smith
Hampshire



Super Grips **VARIOUS**

The most secure way to attach cable to your rods. Available in 5 sizes and capable of pulling either single or multiple cables.

The days of attaching cable to rods with insulation tape are over. Super Grips provide a cleaner and more secure solution and keeps your access hole neat and small.

How It Works

1. To connect a length of cable to your Super Grip, firstly select the correct size grip by consulting the size guide on page 19 (right).
2. Next, contract the grip so that the open end becomes larger.
3. Finally, insert your cable into the open end and release the grip. It's that simple. The tighter you pull, the harder it grips!

Features

- Available in 5 sizes
- Manufactured from Stainless Steel
- Compatible with all AXM™ fitting
- Quicker and cleaner - more reliable than insulation tape



FREE In-line Swivel with all multi-packs


See page 19 for more info

SUPER GRIP SIZE GUIDE





IN-LINE SWIVEL

Below are the numerous packs of Super Grips available, based on the size of cable you are using.

Single Pack

PART NO	DESCRIPTION	COLOUR
CRSK-0406	Super Grip 4-6mm	
CRSK-0610	Super Grip 6-10mm	
CRSK-1115	Super Grip 11-15mm	
CRSK-1622	Super Grip 16-22mm	
CRSK-2330	Super Grip 23-30mm	

Multi Pack

PART NO	DESCRIPTION	COLOUR
CRSK-0415	Super Grip 3 Pk 4-15mm	
CRSK-0615	Super Grip 2 Pk 6-15mm	
CRSK-1630	Super Grip 2 Pk 16-30mm	
CRSK-0430	Super Grip 5 Pk 4-30mm	

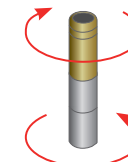


In-Line Swivel **CRSW**

The In-line Swivel can be easily added to the end of your Cable Rods, to accept any twists or turns in the cable during installation.


This is especially important when working with data cable, as twists can damage the cable's performance. The In-line Swivel can also be used to join two Super Grips together; this is useful when replacing old cable with new.

- Swivels for awkward installations
- Easily replaces old cable with new



Clockwise and anti-clockwise rotation

CHAIN & MAGNET



Chain & Magnet **CRCM**

A simple but effective method for routing cable. Simply screw the chain onto the end of your Cable Rod and locate with the Super Magnet, which is strong enough to pick up a 2.5kg lump hammer!

Using your final access point (ie plug socket, floor board etc) simply 'fish' inside the void and draw the rod and cable through effortlessly. Using this system will avoid overreaching and unnecessary stretching for cable.

Contents



- 1 x 45cm Chain
- 1 x Super Magnet

Features

- Route or retrieve cable in conjunction with the Super Magnet
- Compatible with all other AXM™ fittings and rods
- Avoids problems involved with overreaching for cable


New Feature!



The Chain has been updated to strengthen the male fitting section. A length of heat shrink has been added to the end of the chain in order to reduce the risk of breakage during operation.

90CM CHAIN

MAGCOM TRACER



90cm Chain **SRC90**

The 90cm chain is an extended version of the **CRCHAIN45**. Simply screw the chain onto the end of your rod and use a Super Magnet to locate it within a floor or wall space. Using your final access point (ie plug socket, floor board etc) 'fish' inside the void and draw the rod and cable through.



The 90cm chain is perfect for longer cable runs and works particularly well in aluminium door channels.


Features



- Route or retrieve cable in conjunction with a Super Magnet
- Compatible with all other AXM™ fittings and rods

Magcom Tracer **CRMC**

The Magcom Tracer allows you to locate the rod end when concealed inside walls, conduit, flooring etc. The attachment acts as your very own locator device for hard-to-reach areas.




Locate through obstructions such as walls and flooring (sensitive to 6cm) by connecting a Super Magnet to the end of your rod. Once inside a wall space, use our Compass to locate the magnet from the other side. Now you will know exactly where your rod is at all times when routing and retrieving cable.

Contents

- 1 x Super Magnet
- 1 x Compass

TRI HOOK



Tri Hook **SR-TR**

The Tri Hook offers three times the chance of hooking a cable from a wall space. The male screw thread connects to a Cable Rod when retrieving cable from hard-to-reach areas.

The Tri Hook is a brilliant solution for difficult everyday problems. Due to the sloped hooks at the end of the attachment, you will be able to hook and retrieve any number of objects including cable and lost tools.

The heat shrink at the base of the fitting adds extra strength during retrieval operations.

Features



UK Patent No. 2511042


- Increase your chances of hooking cable at the first attempt
- 3 x hooks are swaged into a male fitting, increasing the strength of the attachment
- Heat shrink provides additional support during operation
- Compatible with all rods within the Cable Rod system

Special Feature!



The three hooks are curved to allow maximum purchase on wires and cable. It works in much the same way as a grappling gun hook.

CLAW



Super Beam & Tuff Hook shown for illustration purposes only and are not included.



Claw **SRCLAW**

The Claw is a double-headed accessory enabling the use of two attachments at the same time.

As you can see, it also comes equipped with two short flexibilities of rod. The black Flexi Lead enables you to pre-angle any attachment.

The ideal routing solution

If you need to retrieve cable in a space with poor lighting, screw your Claw onto the end of a rod and attach a Super Beam and Tuff Hook to the ends of the Claw attachment. Now you can illuminate the space and route cable at the same time.

Features



- Double your chances of routing and retrieving
- 2 x opportunities to secure attachments to the end
- 1 x female swivel fitting to avoid twisting during operation
- 1 x female fitting with male-to-male Gender Changer
- Compatible with all rods & attachments within the Cable Rod system

Special Feature!



Pre-angle the Claw using the black Flexi Lead supplied. This comes in particularly handy when using a Super Beam in conjunction with a Tuff Hook, as you can adjust the light source accordingly.

Redefining The Way You Work

FLEXI COMBI KIT

「Magnetic illumination at its most innovative!」

Length
0.28m (0.9ft)

Attachments

2

Flexi Combi Kit **SRFCK**

The Flexi Combi Kit is the ultimate inspection and retrieval device, combining the Gooseneck with the Super Beam and Magnet. This innovative combination allows you to direct light where you really need it while retrieving magnetic devices at the same time. You can even secure the Super Magnet end to a magnetic surface and angle the Gooseneck into place to illuminate around corners!

Contents

AXMTM



UK Patent No. 2511042

- 1 x Super Magnet
- 1 x Super Beam
- 1 x Gooseneck 230mm



INSPECTION MIRROR KIT

GOOSENECK KIT



Magnet, Super Beam & Red Rod not included.

Inspection Mirror Kit **SRMK**

The simplest of ideas! Reality shows us that most contractors have some form of mirror in their kits. A lady's compact mirror seems to be a favourite choice! To avoid any further embarrassment we have developed a version that will attach to your rods.



For those jobs where pre-inspection is important, the Inspection Mirror Kit really comes into its own. Simply connect a length of Gooseneck (with mirror attached) to the end of your rod and pre-angle before use. Now you can see around corners and bends with ease before routing your cable.

Gooseneck Kit **SRG3**

Enjoy even more flexibility with our selection of Gooseneck material, the innovative stay-put technology to add to your range of Cable Rods. Perfect for bending around corners



The Gooseneck Kit comes in two different lengths. What's great about this kit is the fact that you can connect any attachment and any flexibility of rod, depending on what job you have on at the time.

Contents **AXM**TM

UK Patent No. 2511042

- 1 x 50mm Round Mirror
- 1 x 50mm Rectangular Mirror
- 1 x Gooseneck 230mm

Contents **AXM**TM

UK Patent No. 2511042

- 2 x Gooseneck 230mm
- 1 x Gooseneck 370mm

PLUMBING TOOLS

WHY DO WE NEED THEM?


Plumbing Tools

Super Rod takes pride in our award-winning cable routing tools. They provide tradespeople the ability to carry out their day-to-day work quicker and more efficiently than ever before. We are proud to announce our NEW range of tools dedicated to the plumbing industry.

Our Plumbing Rod Kit offers the same range of flexibility as all Cable Rod kits, with the added extra of being able to use different size Plumb Grips to route and retrieve plastic piping.

The Leak Mate offers a temporary solution for broken or cracked water pipes, enabling you to carry on with your work until you're able to fix the leak.

Lastly, we have also included into this section a set of brushes to clean blocked pipes as well as a set of Pipe Grips to pull plastic piping under floors.



PLUMB SMART SET



Plumb Smart Set **CRPSS**

Super Rod has developed a rod set specifically tailored for the plumbing market! The set contains our latest innovative attachments to help any plumber carry out their day-to-day work with confidence.

For instance, by using one of two Pipe Grip attachments (included in the set), you are able to route and retrieve plastic piping with ease, saving you time and frustration.

Features

- 10 innovative attachments
- Run plastic pipe under floors during bathroom fittings

Contents

- 3 x 6mm black Adoxim 5[®] 1m rods
- 3 x 5mm red Adoxim 5[®] 1m rods
- 3 x 4mm yellow Adoxim 5[®] 1m rods
- 1 x 5mm nylon 1m rod
- 1 x 175mm nylon Flexi Lead
- 1 x Domed Bullet
- 1 x Flat Bullet
- 1 x Gender Changer
- 1 x Super Magnet
- 1 x Super Beam
- 1 x 45cm Chain
- 1 x Mini Eye & Ring
- 1 x Tuff Hook
- 1 x 15mm Pipe Grip
- 1 x 10mm Pipe Grip
- 1 x Tough carry tube


AXMTM

UK Patent No. 2511042

Rod Length
10m (32ft)

Attachments 10

Special Feature!




The 10mm and 15mm Pipe Grips included in the Plumb Smart Set are perfect for routing and retrieving plastic pipe!

LEAK MATE

3x
Re-usable
seals!

Reseal leaking
pipework in seconds!



Leak Mate **SR-LM**

Leak Mate is a re-usable temporary seal for pipework that seals completely around the damaged pipe in seconds. Simple and easy to install, the Leak Mate allows for little disruption and no need for emergency call outs.

* NOTE Leak Mate is a temporary solution. The leak should be fixed by a qualified plumber at the nearest convenient opportunity.

Contents

- 1 x Leak Mate tool
- 3 x re-usable seals
(sizes 10mm, 15mm and 22mm)
- 1 x easy to follow instructions


Choose your size



The Leak Mate comes with 3 re-usable seals, 10mm, 15mm and 22mm. This comes in very handy when dealing with larger pipe leaks. Simply choose your size seal, attach it to the Leak Mate tool and clamp the device around the leaking pipe, sealing it in a matter of seconds.

BRUSH PAIR

10-22MM PIPE GRIP



Brush Pair **CRBR25-50**

Use the Brush Pair in conjunction with your Plumbing Rod Set to clear away debris and blockages found in drain pipes and flues.

The Brush Pair comes in two different sizes, enabling you to clean different diameters of pipe. Blockages can often be difficult to locate as well as clear without the right equipment.

The Brush Pair works in conjunction with all Cable Rods, allowing you to use your existing rod kit to solve common problems.



Contents



UK Patent No. 2511042

- 1 x 25mm diameter 0.35 filament
- 1 x 50mm diameter 0.90 filament

10-22mm Pipe Grip **CRPG10-22**

The ideal routing attachment for pulling plastic pipe! This innovative Pipe Grip will pull 10mm, 15mm and 22mm pipe due to its stepped threaded design.

The 10-22mm Pipe Grip works by screwing the bottom end of the attachment onto a Cable Rod, and the other end into your pipe.

Due to the stepped design, the attachment is able to fit into three diameters of pipe (10mm, 15mm & 22mm). Once the pipe has been securely fastened to the end of your attachment, pull or push the pipe to the desired location.



***NOTE** Only to be used with a Black, Red or Glo Cable Rod to avoid overbending

UK Patent Application No. 1508383.5

#WORKINGSMARTER TIPS

WHY DO WE NEED THEM?

#workingsmarter Tips

You may be asking yourself why you would need tips on how you carry out your day-to-day work. The answer is simple. At Super Rod, we remain in contact with our customers and as a result we know what works and what doesn't.

Within these pages you will find a series of useful tips to help you to start #workingsmarter on a daily basis.



Whether you are having issues recognising the different flexibilities of rod and their capabilities, or would like to know more about how to get the most out of your Super Rod products, we have it covered.

Of course, we would still love to hear from you if you have a #workingsmarter Tip that we can add to our increasing list. If you have a top tip, please email us at:

developmentideas@super-rod.co.uk.


1. Create a smooth cable run with the Chain & Magnet

By adding a 175mm Flexi Lead to a yellow rod before adding a chain, this will create a smoother run once connected to a magnet.



2. Avoid twisting in long rod runs by adding In-Line Swivels

If you have a long rod run, avoid them twisting during use by simply adding In-Line Swivels between each rod.



3. Replace old cable with new using Super Grips

Using the same size Super Grip, connect the two together via an In-Line Swivel and replace your old cable with new.




got your
own top tips?
get in touch


4. Route cable around tight corners

(Example shown below)

The unprotected connector can get either stuck or damaged when passing across a wall.





Adding both the 175mm Flexi Lead and the Domed Bullet prevents any snagging or damage.



6. Ensure your Super Rods' long life (Example shown below)

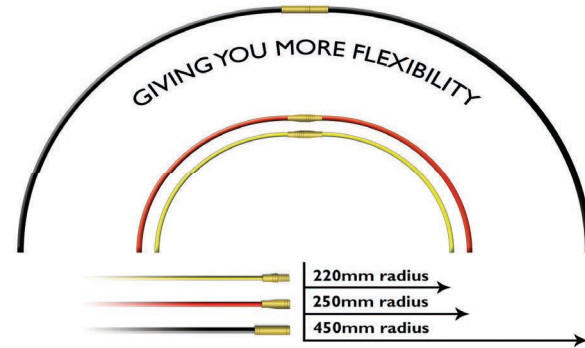
An open-ended connector can get filled with dust and debris, preventing the full connection.



5. Flexibility Guide

(Example shown below)

Over flexing may cause a fracture in the rod. Consult the bend radii below for more info.



NOTE Diagram shows two Cable Rods attached together, as the radii figures relate to the pair and not for single rods.

Should this occur, the Flat Bullet will clean and protect the connector for future use.

PULLING SYSTEMS

WHY DO WE NEED THEM?

Pulling Systems

The routing and installation of cable can be a thankless task and is never performed quickly enough. One of the main problems encountered is the potential damage to the cables.

We have worked with our partners to bring you some great products that complement our own Super Rods.

Our aim is to ensure you have a complete range of tools to guide your cables from drum or box, safely to the point of connection. Some of the products featured in this section have been designed by our own customers and some by our partners from across the globe.

Whether you are looking to dispense or spool cable, pull wire through external conduit or navigate cable across potentially damaging ceiling tiles, our pulling systems are the answer.



STINGRAY



Stingray **SRSR**

In today's high-tech world there is a lot of cable being pulled above drop ceilings. This cable is fragile and expensive. Snagging cables on the drop ceiling not only ruins the cable, but also the ceiling. This can create delays and extra costs. This is now a thing of the past with the Stingray.

Simply remove the ceiling tiles and snap the Stingray into the corner of the drop ceiling. You now have a safe and effective area to run your cables through. The Stingray protects the cables from becoming tangled within the grid and protects it from twisting and distorting. It even has a slit that runs the length, allowing you to remove the cables from the tool at any time. When you're finished, simply pull the Stingray's tail and slide it off the grid.

Features


- Protects expensive cables as well as the ceiling from twisting and distorting
- Prevents cables from tangling within the ceiling, saving time and labour
- Smoother action enables quick and easy cable installation
- Adding another Stingray at the end of your cable run ensures a smooth installation at both entry and exit points
- Easy to install and remove



Go to page 37 for all Innovation Station products.


RACK-A-TIER

[The one tool that does it all!]



“ I can make up all sorts of configurations for different size reels and it even doubles up as a workbench for cutting conduit. ”

Roger Bisby
Surrey



Rack-A-Tier **SRRT**

The Rack-A-Tier cable dispenser is the one tool that does it all! It's no surprise that hundreds of electricians wouldn't be without it.

This genius invention is most commonly used for dispensing cable from spools of various sizes, however as you can see, this innovative product has many other uses as well.

Features

- Interlocking pairs
- Versatile
- Reliable
- Rugged
- Waterproof
- Rustproof
- Portable
- Easy to set up

Application

- Pull cable
- Hooking
- Pipe Vice
- Saw horse
- Work bench
- Caddy
- Seat
- Shelf

Whatever the job, the Rack-A-Tier has it covered and under control!

CABLE JACK



Cable Jack **SRJK**

The Cable Jack is an innovative cable spooling device that holds up to 35kg of weight! It comes supplied with a 4.4cm diameter, 45cm length packaging tube, along with metal collars and legs to form an 'A' frame as a lightweight spooler for small jobs.

It is also compatible with the existing 4.4cm diameter, 115cm length packaging tube for larger jobs. Due to the increased length of our Cable Rod tubes, you will be able to spool multiple reels of cable at once.

Contents

- 2 x Aluminium collars
- 4 x 335mm fibre glass legs
- 1 x 45cm length packaging tube

Features

- Sturdy 'A' frame enables secure spooling action
- Cable Jack will hold up to 35kg of weight
- Can also be used with your 115cm Rod Set tube



Go to page 37 for all Innovation Station products.

POWER PULL-IT

No Anchors Required!



[The powerful way to pull wire]




The Power Pull-It can also be used on external conduit (as per the icons, right)

Power Pull-It **MWP**

This compact and portable cable pulling device utilises your cordless drill in order to efficiently pull cable through ducting or conduit. The Power Pull-It saves on labour and is a powerful new way to pull wire with ease. The sturdy construction also means that no anchors are required, making it the must have pulling product.

Using the tool

1. Place the Power Pull-It into the chuck of an electronic drill. Use 'high torque/ low speed' or 'drill setting' on drill. (18v min required)
2. Tie a knot in the pull line and wrap it around the top of the sleeve once. Position the knot in the recess in the drive cap.
3. Slowly pull the trigger and begin to pull the line. Form an even string bundle across the sleeve as per the larger image (left).
4. Loosen the drill chuck and remove the Power Pull-It. Loosen the thumb screw on the drive cap about 1 full turn and slide the drive cap off.
5. Remove the sleeve with the pull line from the Power Pull-It and twist in the opposite direction to the wire pull. The pull line will then slide off the sleeve.
6. Replace the sleeve, making sure to align the notches with the drive pins on the main shaft. Replace the drive cap and re-tighten the thumb screw by hand.



INNOVATION STATION



Super Rod prides itself on collaborating with creative inventors, eager to bring to market the next great tool. We recognise the work and commitment put into projects and are happy to showcase some of Super Rod's success stories with you.

Below you will find three products launched by Super Rod, invented by tradespeople. If you have an idea that you want to take to the next level, feel free to email us at developmentideas@super-rod.co.uk to see if we can turn your dream into a reality.



Product - Stingray **SRSR**
Inventor - Jeff Locher

The Stingray is a tool that allows installers to protect their cable when routing over a ceiling grid. It also speeds up installation by providing a smooth run when one Stingray is installed at the start of your run and one at the end.

"I was on a job at a hospital and needed to pull various cables and wires over a drop ceiling. As I started the job, I realised that there was a chance that the cable might grab and damage the t-grid and might even get caught in the corners of the grid and become damaged.

It was at that moment that I thought of the idea of mounting a device to the ceiling without damaging the grid itself. The Stingray was created to solve this problem."

Jeff Locher
Michigan



Product - Cable Jack **SRJK**
Inventor - James White

The Cable Jack is a cable spooling device that holds up to 35kg of weight. It comes supplied with a packaging tube along with metal collars and legs to form an 'A' frame as a lightweight spooler for small jobs.

"I've always been a fan of cable dollies but they have always been heavy and quite large to carry round. I had my mate holding the cable rod tube and rolling off cable one day and that was it, all it needed was some legs. The Cable Jack was born!"

James White
Surrey

Redefining The Way You Work



Product - Gekko Gripper **SRGG6.1**
Inventor - Dave Reddy

The Gekko Gripper is an innovative magnetic routing device for installing cable behind walls and under flooring.

"I wanted to give people an alternative method of routing cables while at the same time making less mess and taking less time and effort. The concept is very simple, but the Gekko Gripper had to overcome both friction and gravity before it became a viable everyday tool.

The balancing act between the strength and weight of the rare earth magnet in its shell plus the weight and drag from the cord was a problem to overcome, but with the help of Super Rod this was achieved."

Dave Reddy
Stockport

CABLE RATS

WHY DO WE NEED THEM?

Cable Rats

It's a fact that Cable Rats can reach the places where Cable Rods can't. They offer more flexibility and in some cases better control than a long run of rods. For places like populated conduit or trunking, the Cable Rats really are essential tools.



Super Rod is proud to announce a brand new product to the electrical market called the Flat Rat, so called because of the flat, streamlined material coiled inside its protective housing.

The Flat Rat can travel 10m and is able to traverse the most difficult areas with ease. With the addition of the magnetic eyelet fitting on the end of the product, it's everything you need to tackle those hard-to-route areas with absolute confidence.


The Cable Rat Plus range also offers increased flexibility and durability due to its tough housing and is available in both 20m and 30m lengths.



FLAT RAT



Attach a cable via the eyelet attachment



Connect to a Super Magnet during routing (not included)

Flat Rat **FRAT10**

Length
10m (32ft)

3.2mm
thickness

The Flat Rat is an innovative new cable-routing product that allows you to route and retrieve cable above ceilings, behind walls and under floors. It is also a popular choice for routing through conduit and other contained areas.

The flat material is perfect for traversing contained areas as it will not twist or snag on cables. It has also been designed for use in more open areas such as above ceilings, as when used in conjunction with a Super Magnet (not included), it can speed up cable routing time dramatically.

The Super Grips (not included) are another popular choice for retrieving cable and can be used in conjunction with the Flat Rat during all routing and retrieval tasks.

Features


AXMTM
UK Patent No. 2511042

- New & improved case design with a sloped handle for smooth spooling action
- High quality flat material that allows greater control when routing
- AXMTM female fitting gives more tensile strength & compatibility with all Super Rod attachments
- The Steel Domed Bullet with eyelet (included) enables you to connect cable & assists with retrieval using the Super Magnet (not included)

#workingsmarter



CABLE RAT PLUS



Cable Rat Plus **RATGPLUS20/30**

The Cable Rat Plus (20m) offers all the advantages of our traditional Cable Rat, but with an improved housing and dispensing mechanism. Made from a specialised material with a low surface friction, the Cable Rat Plus has been specifically designed to provide less resistance when pulling through populated conduit.

Contents

- 1 x Cable Rat Plus
- 1 x cable lubricant spray
- 1 x tube of adhesive
- 1 x 85mm flexible lead
- 1 x 95mm flexible lead
- 1 x Pulling Sock
- 2 x Domed Eyes
- 2 x female connectors
- 2 x female to male connectors



Contents apply to both 20m & 30m variants

Special Feature!



The Cable Rat Plus features a flexible lead on the end of the coiled material. This adds additional flexibility, helping to guide the rat around corners and tight angles.

GEKKO GRIPPER



Route cable through dot and dab walls

Length
6m (19.6ft)

Gekko Gripper **SRGG6.1**

The Gekko Gripper has been designed to make tradespeople's jobs easier when routing cables through floor voids. The AXM™ fitting is compatible with all rods and attachments within the Super Rod range.

How To Use

- Uncoil the cord from the spool and place the magnet (with cord attached) under the floorboard.
- Place the larger magnet on top of the floorboard.
- Secure any cable (up to 10mm) into the Mini Eye and use the Thumb Grip to pull the cable through the void.

Contents

AXM[™]
UK Patent No. 2511042

- 1 x 6m long cord
- 1 x Thumb Grip
- 1 x Mini Eye & Ring
- 1 x Magnet



Special Feature!



The Gekko Gripper features two incredibly strong magnets, enabling you to route and retrieve cable through ceilings, walls and floors with ease.

CABLE ZILLAS



All products featured in the image above are actual size, and are proportionate to the van in the image (Mercedes Vito).

WHY DO WE NEED THEM?

Cable Zillas

Our Cable Zilla range allows you to pull cable over distances of up to 150 metres. We also manufacture individual units up to 300 metres for longer jobs.

Depending on the size, the way you use the product differs slightly. The most versatile unit is the Cable Zilla 50m (CZLA 50X6-S) image (a) opposite. Small and compact in its design, it really packs a punch, allowing you to fish cables up to 50 metres in length. This versatility means that it can be used by a wide range of installers, including contractors working on residential installations and small to medium commercial contractors. The oval shaped material allows you to direct the material with more control than the circular design of the bigger materials.

The larger units tend to be the tool of choice for routing cable under roads and through pre-constructed ducting and tunnels.



Choose Your Zilla

This is where things get serious. Size matters as they say and this is extremely important when looking at this range of tools. We have matched the requirements for strength and flexibility to deliver a real monster of a tool, with options from 50m up to 150m and beyond!



a Cable Zilla 50m
CZLA50X6-S



Specification

- 450mm wide frame
- 1 x Guide Wheel attachment
- 1 x Flexi Lead attachment
- 1 x Mini Eye attachment



b Cable Zilla 50m
CZLA50X6



Specification

- 550mm tall frame
- 1 x Guide Wheel attachment
- 1 x Flexi Lead attachment
- 1 x Mini Eye attachment



c Cable Zilla 50m
CZLA50X9



Specification

- 700mm tall frame
- 1 x Guide Wheel attachment
- 1 x Flexi Lead attachment



d Cable Zilla 100m
CZLA100X9



Specification

- 1000mm tall frame

Cable Zilla 150m **CZLA150X9**

- 150m length / 9mm diameter

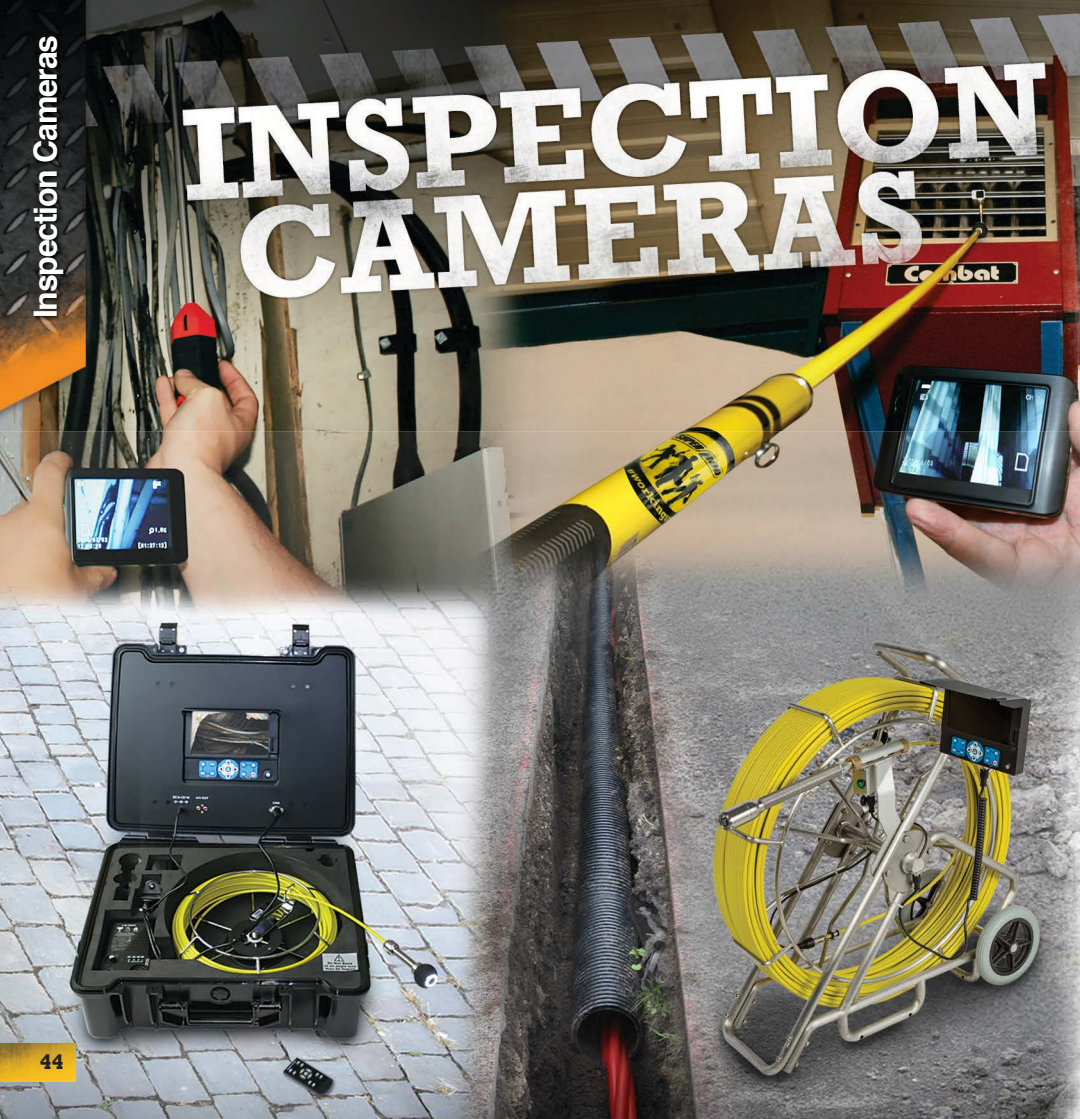
Cable Zilla 150m **CZLA150X11**

- 150m length / 11mm diameter

*NOTE above three products include:

- 1 x Guide Wheel attachment
- 1 x Flexi Lead attachment

INSPECTION CAMERAS



WHY DO WE NEED THEM?

Inspection Cameras

We try to promote #workingsmarter in everything we do. Our aim isn't just to develop gadgets, but to create tools that have a real impact on any tradesperson.

Our range of innovative Super Cams were initially developed for inspecting the various route options for preparing a cable run. Their use has now evolved into a 'must have' tool for both the estimator and installer.

For the estimator, a more comprehensive survey of an installation can be carried out by planning the route, as well as identifying any issues prior to quoting. This way, you are always one step ahead of your competition.

This information can be shared with the installation team prior to starting work. With regard to existing works, it makes fault finding easier as you are able to use your inspection camera to highlight damaged cables and potential obstacles.



SUPER CAM V6R



Actual recorded footage.



Super Cam V6R **SRCAMV6R**

The Super Cam V6R is a unique inspection system incorporating a small and discreet camera into the side of a metal rod. The side-mounted LEDs can be dimmed via the handle.

The Super Cam V6R is perfect for close up work when inspecting cable runs, under floors, wall cavities and other confined spaces. The wireless monitor has a record function which allows you to document inspections, discuss tasks with clients etc.

Footage is recorded to a Micro SD card and can be played back via the colour monitor or larger screen via the AV connections provided with the camera.

Contents

- 1 x camera rod (with built-in handle)
- 1 x full-colour monitor
- 1 x Micro SD Card
- 1 x USB cable
- 1 x video out cable
- 1 x magnetic stand for monitor
- 1 x power adaptor for monitor
- 1 x power adaptor for camera
- 1 x metal carry case

Special Feature!



The Super Cam V6R monitor offers a 3x zoom function, located on the right-hand side of the unit. This allows you to inspect far away objects with more clarity.

TELESCOPIC CAMERA

5.6m
Extension!



Record up to
5.6 metres away
in seconds!

Pole Length
5.6m (18ft)

Attachments

3

Telescopic Camera **SRCAMV6T**

This ingenious inspection camera combines the great length advantage of the Telescopic Pole, together with a small and discreet camera. This combination allows you to use a wireless camera to record objects up to 5.6 metres away, and connects wirelessly to a handheld full-colour monitor. Footage can be recorded via the micro SD card provided.

Contents



- 1 x Telescopic Pole
- 1 x Bullet Camera (with charger)
- 1 x aluminium camera collar
- 1 x full-colour monitor (with charger)
- 1 x Micro SD card
- 1 x 100mm length Gooseneck
- 1 x Super Magnet
- 1 x Flat Bullet
- 1 x R2 Testing Lead
- 1 x Super Rod Carry Case

Special Feature!



The Bullet Camera connects wirelessly to a full colour monitor. Record to the Micro SD card with ease before transferring the data to a computer for safe storage.

WIRELESS CAMERA KIT



Actual recorded footage.



Wireless Camera Kit **SRCAMV6WK**

The Wireless Camera Kit combines the Bullet Camera with the full-colour wireless monitor. The 100mm length Gooseneck is also provided to aid flexibility.

Whereas the Telescopic Camera (left, page 46) is great for recording at distance, the Wireless Camera Kit is ideal for close-up inspection. The recorded footage will provide invaluable evidence of faults, as well as being used as part of pre-job evaluation on site when quoting for a job.

The camera head or length of Gooseneck material can be screwed directly onto a Cable Rod if recording at a distance is still a priority. The female threads situated on the front and bottom of the camera housing enables complete Super Rod connectivity throughout all recording activities.

Contents



- 1 x Bullet Camera (with charger)
- 1 x aluminium camera collar
- 1 x full-colour monitor (with charger)
- 1 x Micro SD card
- 1 x 100mm length Gooseneck
- 1 x video output cable
- 1 x USB cable
- 1 x carry case



Special Feature!



The Wireless Camera Kit comes complete with a Micro SD card, enabling you to quickly transfer video footage and imagery to a computer.

WIRELESS CAMERA



Actual recorded footage.
(must be synced to an external monitor -
sold separately)



Wireless Camera **SRCAMV6W**

The Wireless Camera is housed in a protective aluminium collar and also includes a 100mm length of Gooseneck. If you already have the monitor (included in the Telescopic Camera and Wireless Camera Kit packs), then all you need is the discreet camera!

Sometimes, you will require close-up recorded footage. Not all faults will be far away, although not all close-up inspection can be achieved by normal means. This is where the Wireless Camera comes into its own, as it's able to fit into small gaps and crevices whilst providing you with high-quality full-colour footage.

Wireless inspection at its most innovative...

Contents



- 1 x Bullet Camera (with charger)
- 1 x aluminium camera collar
- 1 x 100mm length Gooseneck
- 1 x carry case

Features

- Small and discreet Bullet Camera
- The perfect hand-held camera for close-up inspection
- Pre-angle with the Gooseneck material

Special Feature!



Pre-angle the Gooseneck to optimise your viewing angle. This ensures that you capture footage at the desired angle from the offset, eliminating the need to recoil the pole.

SUPER CAM V7



Actual recorded footage.



Super Cam V7 **SRCAMV7.1**

The Super Cam V7 takes cutting edge inspection technology to the next level. The V7 features a high-quality camera and record function which can be used over long distances thanks to the coiled design.

Featuring a sprung camera head with integral light source, the Super Cam V7 provides outstanding resolution and image clarity.

Features

- 30m spooled system allows for inspection across long distances
- Adding attachments such as the Glider enable a smoother run

Contents

- 1 x carry case with built-in monitor
- 1 x sprung mounted camera head
- 1 x 30m cable wheel (built into case)
- 1 x remote control
- 1 x Micro SD Card
- 1 x Glider attachment
- 2 x screws
- 2 x nuts
- 1 x waterproof ring
- 1 x screwdriver
- 1 x car charger
- 1 x mains adaptor

#workingsmarter

Special Feature!



The Glider has been designed to protect the camera head while traversing rough terrain. It bounces over obstacles preventing the head from becoming snagged on objects.

SUPER CAM V8



Actual recorded footage.



Super Cam V8 **SRCAMV8.1**

If you require inspection technology over vast distances, you need the Super Cam V8. It features a high-quality camera and record function based on a coiled cable design for long distance footage.

The DVR monitor can be fixed to the coiled system in a number of different locations, making multiple viewing angles very achievable.

Features

- Sprung-head camera compensates for any movement
- Footage is saved to a Micro SD card

Contents

- 1 x 120m coil on robust frame
- 1 x sprung mounted camera head
- 1 x DVR monitor (with built-in battery)
- 1 x Micro SD Card
- 1 x small Glider attachment
- 1 x large Glider attachment
- 1 x remote control
- 1 x screwdriver
- 1 x hex wrench
- 1 x pack of screws
- 1 x mains adaptor
- 1 x car charger

Special Feature



The large Glider attachment provides even more protection to the camera head. Across long distances, this attachment really aids inspection.

Specification

	V6R	V6T	V6W	V6WK	V7	V8
Coiled camera					•	•
Hand-held camera	•	•	•	•		
Camera head protection		•	•	•	•	•
Day and night usage	•	•	•	•	•	•
Weatherproof (IP rated)	•				•	•
3.5" colour TFT monitor	•	•		•		
7" colour TFT monitor					•	•
Record to micro SD card	•	•		•	•	•
Cable reel (30m GRP rod)					•	
Cable reel (120m GRP rod)						•
Battery included					•	•
DC 5V adaptor	•	•	•			
DC 12V adaptor					•	•
Sunshade					•	•
Remote control					•	•
Carry case	•	•	•	•	•	•

As you have seen, our extensive range of inspection cameras have many different features and capabilities.

By consulting the specification matrix (left), you will be able to find out what each inspection camera is capable of.



Scan me for more info



DRILLING SYSTEMS



WHY DO WE NEED THEM?


Drilling Systems

At Super Rod, we pride ourselves in delivering great tools that facilitate the complete install for professional tradespeople. For instance, before routing a downlighter in a commercial property, a hole is required before cable can be routed and lights installed.

This is where our innovative ProFit hole saws come into play. They adopt a unique 'Click & Drill' system for quickly removing plugs and enlarging existing holes.

The Cavity Master is another tool designed to bore holes in chipboard. Due to the built-in rebate cutter, this system allows you to seal the hole with a Cover Plate.

Lastly, for tricky jobs on the bend, the Flexi Drill Kit is the perfect flexible tool for the job. The red wooden guide ball helps you to keep centered within the space and produces the perfect hole to route a Cable Rod through.



INTRODUCING ProFit HOLE SAWS!



PRO-FIT
World's smartest hole saw system!

CLICK & DRILL

The world's smartest hole saw system!

Click & Drill Hole Saws

- The Multi Purpose hole saw drills 5 times faster and has a 10 times longer tool life.
- The BiMetal Plus has a better chip clearance and a longer tool life.
- The Diamond Dry is the new diamond grit hole saw from ProFit.

Removing Plug From Hole Saw

- Drill your hole.
- Push the button, pull back the hole saw and throw away the plug. It's that simple!

Enlarge Existing Holes


- Position the correct diameter hole saw onto the centre drill (screwed into the chuck of your drill).
- Then position a hole saw with a smaller diameter on the centre drill until it clicks.
- Use the smaller hole saw to centre.

Drill At An Angle

- Click to release and pull the hole saw back towards the drill chuck.
- Place the centre drill at the desired angle and pre-drill until the hole saw begins to cut a groove thus providing a guide.
- Push the hole saw forward into position until it clicks. Finish cutting the hole.

MULTI PURPOSE

[The world's smartest hole saw system!]



Multi Purpose Hole Saw

PF0908-1XXX

The Multi Purpose hole saws drill 5 times faster and has a 10 times longer tool life. The size range is between 16 - 330mm (contact Super Rod for your specific size requirements).

Please consult the tables on page 55 for more information.



PFDDH1MP

8mm hex shank, HSS drill 184mm length



PFDDH2MP

10mm hex shank, HSS drill 186mm length



PFDDH1MPCT

8mm hex shank, HM drill 184mm length



PFDDH2MPCT

10mm hex shank, HM drill 186mm length



Choose Your Hole Saw


- 1 Select the hole saw size (section A) to see the corresponding centre drill (section B or C).
- 2 Your material guide, informing you of how many holes you can drill in what material.

1 A) Hole Saws (popular sizes, others available)		B) Drill Bit Required HSS		C) Drill Bit Required MASONRY	
Part No.	Description	Part No.	Description	Part No.	Description
PF0908-1020	20mm hole saw	PFDDH1MP	8mm HSS drill bit	PFDDH1MPCT	8mm HM drill bit
PF0908-1025	25mm hole saw	PFDDH1MP	8mm HSS drill bit	PFDDH1MPCT	8mm HM drill bit
PF0908-1032	32mm hole saw	PFDDH2MP	10mm HSS drill bit	PFDDH2MPCT	10mm HM drill bit
PF0908-1035	35mm hole saw	PFDDH2MP	10mm HSS drill bit	PFDDH2MPCT	10mm HM drill bit
PF0908-1038	38mm hole saw	PFDDH2MP	10mm HSS drill bit	PFDDH2MPCT	10mm HM drill bit
PF0908-1044	44mm hole saw	PFDDH2MP	10mm HSS drill bit	PFDDH2MPCT	10mm HM drill bit
PF0908-1051	51mm hole saw	PFDDH2MP	10mm HSS drill bit	PFDDH2MPCT	10mm HM drill bit
PF0908-1064	64mm hole saw	PFDDH2MP	10mm HSS drill bit	PFDDH2MPCT	10mm HM drill bit
PF0908-1067	67mm hole saw	PFDDH2MP	10mm HSS drill bit	PFDDH2MPCT	10mm HM drill bit
PF0908-1070	70mm hole saw	PFDDH2MP	10mm HSS drill bit	PFDDH2MPCT	10mm HM drill bit
PF0908-1073	73mm hole saw	PFDDH2MP	10mm HSS drill bit	PFDDH2MPCT	10mm HM drill bit
PF0908-1076	76mm hole saw	PFDDH2MP	10mm HSS drill bit	PFDDH2MPCT	10mm HM drill bit
PF0908-1080	80mm hole saw	PFDDH2MP	10mm HSS drill bit	PFDDH2MPCT	10mm HM drill bit
PF0908-1083	83mm hole saw	PFDDH2MP	10mm HSS drill bit	PFDDH2MPCT	10mm HM drill bit
PF0908-1086	86mm hole saw	PFDDH2MP	10mm HSS drill bit	PFDDH2MPCT	10mm HM drill bit
PF0908-1102	102mm hole saw	PFDDH2MP	10mm HSS drill bit	PFDDH2MPCT	10mm HM drill bit
PF0908-1127	127mm hole saw	PFDDH2MP	10mm HSS drill bit	PFDDH2MPCT	10mm HM drill bit
PF0908-1152	152mm hole saw	PFDDH2MP	10mm HSS drill bit	PFDDH2MPCT	10mm HM drill bit

2	Woods	> 500 holes	MDF
		> 500 holes	Plywood
		> 500 holes	Particle Board
		> 500 holes	Hard Wood
Abrasive	< 50 holes	Soft Bricks	
	< 50 holes	Lime Bricks	
	> 500 holes	Plasterboard	
	> 500 holes	Aerated Concrete	
	< 100 holes	Fermacell	
	20 - 40 holes	Ceramic Tiles	
	-	Porcelain Tiles	
	-	Granite	
	-	Mosaic	
	-	Marble	
Metal	-	Steel	
	-	Stainless Steel	
	-	Cast Iron	
	-	Aluminium	
	-	Zinc	
	-	Copper	
	-	Messing	
	Plastics	> 500 holes	Trespa
		> 500 holes	Laminate (HPL)
		> 100 holes	Polyester
> 100 holes		PVC	
50 - 100 holes		Fibreglass	
> 100 holes	Rubber		

BIMETAL PLUS

「The world's smartest hole saw system!」



BiMetal PLUS Hole Saw

PF0905-1XXX

The BiMetal Plus has a better chip clearance and a longer tool life. The size range is between 14 - 210mm (contact Super Rod for your specific size requirements).

The BiMetal PLUS will drill through stainless steel, mild steel, cast iron, zinc, copper and aluminium.

The cutting teeth on the edge of the saw enables a smooth cut through metal and other hard materials, avoiding overheating and damage to the tool.

Please consult the tables on page 57 for more information.




PFDDH1S

8mm hex shank, HSS drill 130mm length



PFDDH2S

10mm hex shank, HSS drill 130mm length



Choose Your Hole Saw

- 1 Select the hole saw size (section A) to see the corresponding centre drill (section B).
- 2 Your material guide, informing you of how many holes you can drill in what material.

1 A) Hole Saws (popular sizes, others available)		B) Drill Bit Required HSS	
Part No.	Description	Part No.	Description
PF0905-1020	20mm hole saw	PFDDH1S	8mm HSS drill bit
PF0905-1025	25mm hole saw	PFDDH1S	8mm HSS drill bit
PF0905-1032	32mm hole saw	PFDDH2S	10mm HSS drill bit
PF0905-1035	35mm hole saw	PFDDH2S	10mm HSS drill bit
PF0905-1038	38mm hole saw	PFDDH2S	10mm HSS drill bit
PF0905-1044	44mm hole saw	PFDDH2S	10mm HSS drill bit
PF0905-1051	51mm hole saw	PFDDH2S	10mm HSS drill bit
PF0905-1064	64mm hole saw	PFDDH2S	10mm HSS drill bit
PF0905-1067	67mm hole saw	PFDDH2S	10mm HSS drill bit
PF0905-1070	70mm hole saw	PFDDH2S	10mm HSS drill bit
PF0905-1073	73mm hole saw	PFDDH2S	10mm HSS drill bit
PF0905-1076	76mm hole saw	PFDDH2S	10mm HSS drill bit
PF0905-1083	83mm hole saw	PFDDH2S	10mm HSS drill bit
PF0905-1086	86mm hole saw	PFDDH2S	10mm HSS drill bit
PF0905-1102	102mm hole saw	PFDDH2S	10mm HSS drill bit
PF0905-1127	127mm hole saw	PFDDH2S	10mm HSS drill bit
PF0905-1152	152mm hole saw	PFDDH2S	10mm HSS drill bit

Woods	1-30 holes	MDF
	10-20 holes	Plywood
	10-20 holes	Particle Board
	< 10 holes	Hard Wood
Abrasive	-	Soft Bricks
	-	Lime Bricks
	< 50 holes	Plasterboard
	< 30 holes	Aerated Concrete
	< 5 holes	Fermacell
	-	Ceramic Tiles
	-	Porcelain Tiles
	-	Granite
	-	Mosaic
	-	Marble
Metal	10-40 holes	Steel
	30-50 holes	Stainless Steel
	5-10 holes	Cast Iron
	50-75 holes	Aluminium
	50-75 holes	Zinc
	50-75 holes	Copper
	50-75 holes	Messing
	< 5 holes	Trespa
Plastics	< 10 holes	Laminate (HPL)
	-	Polyester
	< 20 holes	PVC
	-	Fibreglass
	-	Rubber

DIAMOND DRY

[The world's smartest hole saw system!]



Diamond Dry Hole Saw

PF0903-1XXX

The Diamond Dry is the new diamond grit hole saw designed by ProFit. The size range is between 5 - 110mm (contact Super Rod for your specific size requirements).

The Diamond Dry will drill through porcelain & ceramic tiles, granite and marble.

Please consult the tables on page 59 for more information.



PF0903-7140

8mm Diamond Dry Centre Drill



PF0903-7141

10mm Diamond Dry Centre Drill



Choose Your Hole Saw

- 1 Select the hole saw size (section A) to see the corresponding centre drill (section B).
- 2 Your material guide, informing you of how many holes you can drill in what material.

1 A) Hole Saws (popular sizes, others available)		B) Drill Bit Required	
Part No.	Description	Part No.	Description
PF0903-1020	20mm hole saw	PF0903-7140	8mm Diamond Grit drill bit
PF0903-1025	25mm hole saw	PF0903-7140	8mm Diamond Grit drill bit
PF0903-1032	32mm hole saw	PF0903-7141	10mm Diamond Grit drill bit
PF0903-1035	35mm hole saw	PF0903-7141	10mm Diamond Grit drill bit
PF0903-1076	76mm hole saw	PF0903-7141	10mm Diamond Grit drill bit

Below you will find a range of Diamond Dry centre drills that can be used on their own:



PF0903-7140
8mm Diamond Dry Centre Drill



PF0903-7141
10mm Diamond Dry Centre Drill



PF0903-1006
6mm Diamond Dry Centre Drill



Special Feature!

The three centre drills featured here are perfect for drilling through tiled walls when securing wall fixings, such as wall cabinets and shower units.

	2	
	Woods	
Abrasive	-	MDF
	-	Plywood
	-	Particle Board
	-	Hard Wood
	-	Soft Bricks
	-	Lime Bricks
	-	Plasterboard
	-	Aerated Concrete
	-	Fermacell
	30 - 50 holes	Ceramic Tiles
10 - 30 holes	Porcelain Tiles	
20 - 50 holes	Granite	
10 - 20 holes	Mosaic	
10 - 30 holes	Marble	
Metal	-	Steel
	-	Stainless Steel
	-	Cast Iron
	-	Aluminium
	-	Zinc
	-	Copper
	-	Messing
	-	Trespa
Plastics	-	Laminate (HPL)
	-	Polyester
	-	PVC
	10 - 20 holes	Fibreglass
	-	Rubber

HM ENDURA



Tungsten
Carbide
Tip!
#workingsmarter

HM Endura Hole Saw

PF0902-0XXX

The HM Endura has a long tool life and can be sharpened easily. The use of coolant is recommended but not necessary. The size range is between 16 - 60mm (contact Super Rod for your specific size requirements). The HM Endura will drill through all types of steel construction work.

- Heavy duty cutter for construction steel
- Available size range 16 - 60mm
- Perfect for quickly and easily cutting through steel RSJ H-beams

Please consult the tables on page 61 for more information.



PF0902-9001

HM Endura Centre Drill



Choose Your Hole Saw

- 1 Select the hole saw size (section A) to see the corresponding centre drill (section B).
- 2 Your material guide, informing you of how many holes you can drill in what material.

1 A) Hole Saws (popular sizes, others available)		B) Drill Bit Required (supplied with hole saw)	
Part No.	Description	Part No.	Description
PF0902-0020	20mm hole saw	PF0902-9001	HM Endura Centre Drill
PF0902-0025	25mm hole saw	PF0902-9001	HM Endura Centre Drill
PF0902-0032	32mm hole saw	PF0902-9001	HM Endura Centre Drill
PF0902-0035	35mm hole saw	PF0902-9001	HM Endura Centre Drill

Below you will find additional sizes of HM Endura hole saws (section A) and corresponding centre drills (section B):

1 A) Hole Saws (stocked sizes, others available)		B) Drill Bit Required (supplied with hole saw)	
Part No.	Description	Part No.	Description
PF0902-0022	22mm hole saw	PF0902-9001	HM Endura Centre Drill
PF0902-0055	55mm hole saw	PF0902-9001	HM Endura Centre Drill



Woods	2	> 100 holes	MDF
	> 100 holes	Plywood	
	> 100 holes	Particle Board	
	> 100 holes	Hard Wood	
Abrasive	-	Soft Bricks	
	-	Lime Bricks	
	< 50 holes	Plasterboard	
	-	Aerated Concrete	
	-	Fermacell	
	-	Ceramic Tiles	
	-	Porcelain Tiles	
	-	Granite	
	-	Mosaic	
	-	Marble	
Metal	50 - 100 holes	Steel	
	50 - 100 holes	Stainless Steel	
	40 - 60 holes	Cast Iron	
	> 100 holes	Aluminium	
	> 100 holes	Zinc	
	> 100 holes	Copper	
Plastics	> 100 holes	Messing	
	< 100 holes	Trespa	
	< 100 holes	Laminate (HPL)	
	< 50 holes	Polyester	
	< 75 holes	PVC	
	< 20 holes	Fibreglass	
-	Rubber		

ULTIMATE ELECTRICIAN'S KIT



Ultimate Electrician's Kit

PFKITMPBM-20.83

The Ultimate Electrician's Kit includes the perfect sizes of Multi Purpose hole saw for the professional electrician, along with various sizes of BiMetal Plus hole saw and corresponding centre drills.

Whether you need to drill through wood, brick, masonry, metal sheeting or plastic, the Ultimate Electrician's Kit has you covered!

PRO-FIT CLICK & DRILL
World's smartest hole saw system!

Contents

Multi Purpose Hole Saws:

- 1 x 20mm Hole Saw
- 1 x 25mm Hole Saw
- 1 x 32mm Hole Saw
- 1 x 51mm Hole Saw
- 1 x 64mm Hole Saw
- 1 x 73mm Hole Saw
- 1 x 76mm Hole Saw
- 1 x 83mm Hole Saw

Multi Purpose Centre Drills:

- 1 x 8mm HSS Centre Drill
- 1 x 10mm HSS Centre Drill

BiMetal Plus Hole Saws:

- 1 x 20mm Hole Saw
- 1 x 25mm Hole Saw

BiMetal Centre Drills:

- 1 x 8mm Centre Drill



DELUXE DOWNLIGHTER KIT



Deluxe Downlighter Kit

PFKITMP-64.83

For the installation of downlights in a ceiling, nothing compares to using a Click & Drill ProFit hole saw. The Deluxe Downlighter Kit has been tailor-made to suit all downlighter applications. Complete with 7 different sized hole saws, drill the perfect hole every time.

Features

- 7 hole saw sizes, suited to all popular downlight sizes
- Innovative click & drill system allows you to easily remove the plug
- Protective tube keeps hole saws safe & secure

Contents **PRO-FIT** **CLICK & DRILL**
World's smartest hole saw system!

Multi Purpose Hole Saws:

- 1 x 64mm Hole Saw
- 1 x 67mm Hole Saw
- 1 x 70mm Hole Saw
- 1 x 73mm Hole Saw
- 1 x 76mm Hole Saw
- 1 x 80mm Hole Saw
- 1 x 83mm Hole Saw

Multi Purpose Centre Drills:

- 2 x 10mm HSS Centre Drill

Special Feature!



Using the unique click & drill system, insert a larger sized hole saw over the top of the existing one to expand existing holes. The smaller hole saw is used as a guide to make the perfect enlarged hole.

#WORKINGSMARTER KIT



#workingsmarter Kit PFKITMP-20.83

The #workingsmarter Kit has been specifically designed to allow tradespeople to start #workingsmarter. The kit includes the perfect sizes of Multi Purpose hole saw for the professional electrician, along with the corresponding centre drills.

Ideal for drilling through wood, brick, masonry, or plastic.

PRO-FIT **CLICK & DRILL**
World's smartest hole saw system!

Contents

Multi Purpose Hole Saws:

- 1 x 20mm Hole Saw
- 1 x 25mm Hole Saw
- 1 x 35mm Hole Saw
- 1 x 44mm Hole Saw
- 1 x 64mm Hole Saw
- 1 x 73mm Hole Saw
- 1 x 76mm Hole Saw
- 1 x 83mm Hole Saw


Multi Purpose Centre Drills:

- 1 x 8mm HSS Centre Drill
- 1 x 10mm HSS Centre Drill



DOWNLIGHTER KIT

SMART SPARKS KIT



Downlighter Kit PFDLK-64.80

The Downlighter Kit is the perfect smaller set of hole saws for producing holes for various sized downlights.

Ranging from 64mm to 80mm, the Downlighter Kit features all the functionality of the case kits but in a smaller tube that easily fits in your toolbox.

Specification

- Hole saw range 64mm to 80mm
- Click & drill functionality
- Supplied with 10mm centre drill



Contents

Multi Purpose Hole Saws:

- 1 x 64mm Hole Saw
- 1 x 70mm Hole Saw
- 1 x 76mm Hole Saw
- 1 x 80mm Hole Saw

Multi Purpose Centre Drills:

- 1 x 10mm HSS Centre Drill

Smart Sparks Kit PFSSK-20.51

The Smart Sparks Kit provides an innovative cutting solution to everyday problems faced by tradespeople.

If you regard yourself as a 'Smart Spark', then you know to use the Smart Sparks Kit for all your drilling needs. The tube contains sizes from 20mm to 51mm.

Specification

- Hole saw range 20mm to 51mm
- Supplied with 8mm & 10mm centre drills
- Fits perfectly in your toolbox



Contents

Multi Purpose Hole Saws:

- 1 x 20mm Hole Saw
- 1 x 25mm Hole Saw
- 1 x 32mm Hole Saw
- 1 x 35mm Hole Saw
- 1 x 44mm Hole Saw
- 1 x 51mm Hole Saw

Multi Purpose Centre Drills:

- 1 x 8mm HSS Centre Drill
- 1 x 10mm HSS Centre Drill

CAVITY MASTER




10cm
diameter
saw

5 x
Solid Plates
included!

Mesh
Plates sold
separately!

Access, route and close in seconds!



"The Cavity Master is a quick and easy means of opening and sealing the floor without making it unstable."

Derek Shore
Southport

Cavity Master **CRCAl**

The Cavity Master was borne out of years of lifting and then having to repair or replace particle or chipboard flooring to gain access to services, then having the time consuming job of repairing the floor, usually without success. By using the Cavity Master tool, floors and wall spaces are quickly opened and sealed with the closure plates provided.

Contents

- Cavity Master • Arbor and Drill
- 5 x Solid Cover Plates



Solid Cover Plates x 5 **CRCAPS**


The Solid Cover Plates have been designed to cover cavities in surfaces such as floor boards by sitting in the rebate made by the Cavity Master.



Mesh Cover Plates x 5 **CRCAPM**

The Mesh Cover Plates work by covering over cavities made in plaster board, as plaster can be applied over the top of the mesh material.

FLEXI DRILL KIT



Shaft Length
1.2m (3.9ft)

Shaft Diameter
5mm

Drill Bit Diameter
10mm



Flexi Drill Kit **SRFD1.2X5-10**

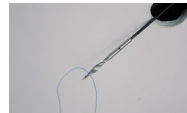
Drilling through joists has always been an issue and often results in multiple entry points. The Flexi Drill Kit has been designed to overcome this issue.

Our primary drill bit is 1.2 metres in length, which is ideal for navigating through awkward obstructions on the bend. The 10mm auger drill bit supplied with the Flexi Drill Kit can be easily changed for a 15mm bit if a bigger hole is required.

The red wooden guide ball acts as a guide when drilling through multiple joists, preventing any mis-direction during use.

Contents

- 1 x 5mm diameter, 1.2m length shaft
- 1 x 10mm diameter auger drill bit
- 1 x 57mm diameter red wooden guide ball



DRILL BITS



Bit Length
114.5mm (0.3ft)

10mm Drill Bit **SRFDB10**

This high speed steel drill bit fits directly onto your 1.2m shaft. The self-feed auger helps to cut into wood more efficiently.



Bit Length
114.5mm (0.3ft)

15mm Drill Bit **SRFDB15**

Customise your set with an additional 15mm auger bit. When you need to make a larger diameter hole, look no further!

Shaft Length
1.35m (4.4ft)

1.35m Shaft Extension **SRFDE1.35X5**

1.35m shaft extension available on request.

Shaft Length
1.2m (3.9ft)

Single Shaft **SRFDS1.2X5**

1.2m single shaft available on request.



“As both a tradesman and product tester for several magazines, I have come to appreciate good tools. Super Rod is no exception. Great design, delivering functionality for every occasion. To top things off, they are designed and manufactured in the UK.”

Roger Bisby

TV Presenter and Journalist

Known for his expertise in the British building industry. He was the expert on BBC's Watchdog and Rogue Traders.

www.selfbuilder.net



“One thing we strive for at elecchicks is a really neat and tidy installation for the client. Super Rod has been a vital piece of kit when trying to achieve this.”

Chris and Leah Elecchicks

Professional, qualified electricians with a unique twist, whereby they encourage and actively employ female electricians and contractors.

www.elecchicks.com




“We bought our first Super Rod kit over four years ago. It has outlasted cheaper inferior sets that we have all tried and now all of our teams only use Super Rod kits. The time we save by using Super Rod products, pays for themselves in the first couple of days.”

Kris Hogg Konnectiv

The experts in Smart Technology for home and business.

www.konnectiv.com



“...used the Mega Set for the first time last year. WOW what a life saver! It saved at least half a day on its first time out, we never leave home without it now.”

Oliver Eames IT Cubed Solutions Ltd.

IT Cubed Solutions specialise in design, installation and maintaining IT and Data systems across the UK, utilising their own BoxxOffice Solutions package.

www.it-3.co.uk

Connect with us

At the start of this catalogue, we explained our passion for listening to you and recognised this is where great ideas come from. Fortunately for us, developments in social media have made this so much easier. We look forward to connecting with you via your preferred route; alternatively, pick up the phone and speak to anyone in our team.



Visit our website for the latest news, products, contact information and promotions:

www.super-rod.co.uk



'Like' our Facebook page for all the latest developments and competitions:

www.facebook.com/SuperRodUK



'Follow' both the Super Rod and DSU Twitter accounts:

[@SuperRodUK](https://twitter.com/SuperRodUK) [@SuperRodDSU](https://twitter.com/SuperRodDSU) [#workingsmarter](https://twitter.com/workingsmarter)



Visit our YouTube channel for time-saving tips and demos of the Super Rod range:

www.youtube.com/SuperRodUK



Subscribe to our TV website to keep up-to-date with the latest product videos:

www.super-rod.tv



Subscribe to our #workingsmarter newsletter via our website to keep up-to-date with the latest news and stories from the world of Super Rod!

Tel: 01495 792000 | Fax: 01495 792647 | Email: sales@super-rod.co.uk



Connect With Us



#workingsmarter

