





The tempered lockable glass door .



Lockable Rear Door.



Optional Fan tray(2 fans for 600mm,4 fans for 800mm or 1000mm deep rack) allow air flow in the cabinet.



Lockable and removable side panels.




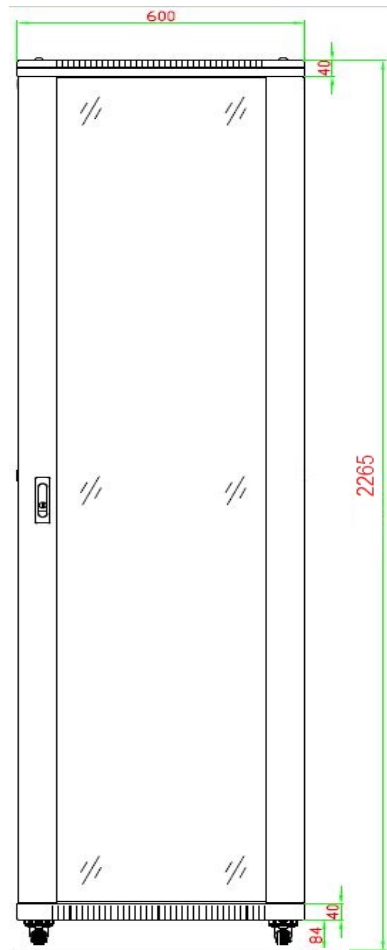
Base cable entry




Front and rear sets of vertical rails adjust in quarter inch increments. Simply unscrew the rails, adjust them to the required depth and re-fasten.

<b>Part code:</b> CAB476X6	<b>Colour:</b> Black RAL9005	<b>Static Loading Capacity:</b> 800kg	<b>Useable Depth:</b> 550mm
<b>A Security:</b> Lockable Doors and side Panels. Optional combination lock available		<b>B Doors:</b> 180 Degree opening angle, toughened glass as standard, optional mesh door available.	
<b>C Ventilation:</b> Standard roof mount fans can be fitted as well as thermostatically controlled.		<b>E Cable entry:</b> 1 x removable blank panel on the roof, 7 x removable blank panels on the base. As standard the cabinets are supplied with blank panels however these can be changed into a brush strip panel as an optional extra.	
<b>F Uprights:</b> Front and rear mounting rails are fully adjustable, M6 cagenuts are required to mount equipment to the uprights, threaded uprights are also available . All uprights are numbered.			
All cabinets are delivered flat pack as standard			

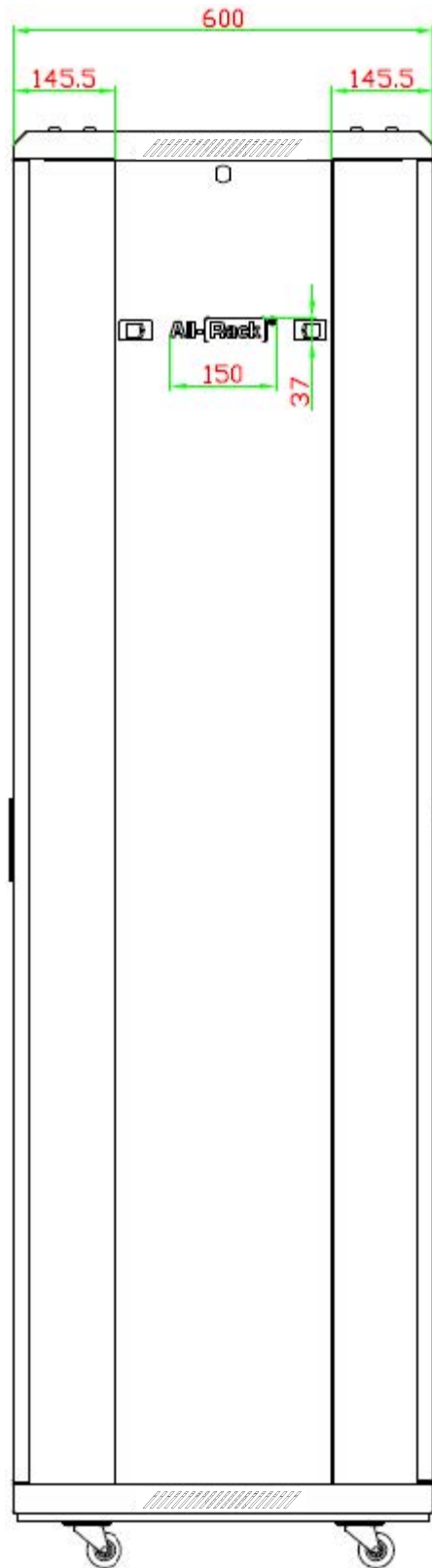




Front View

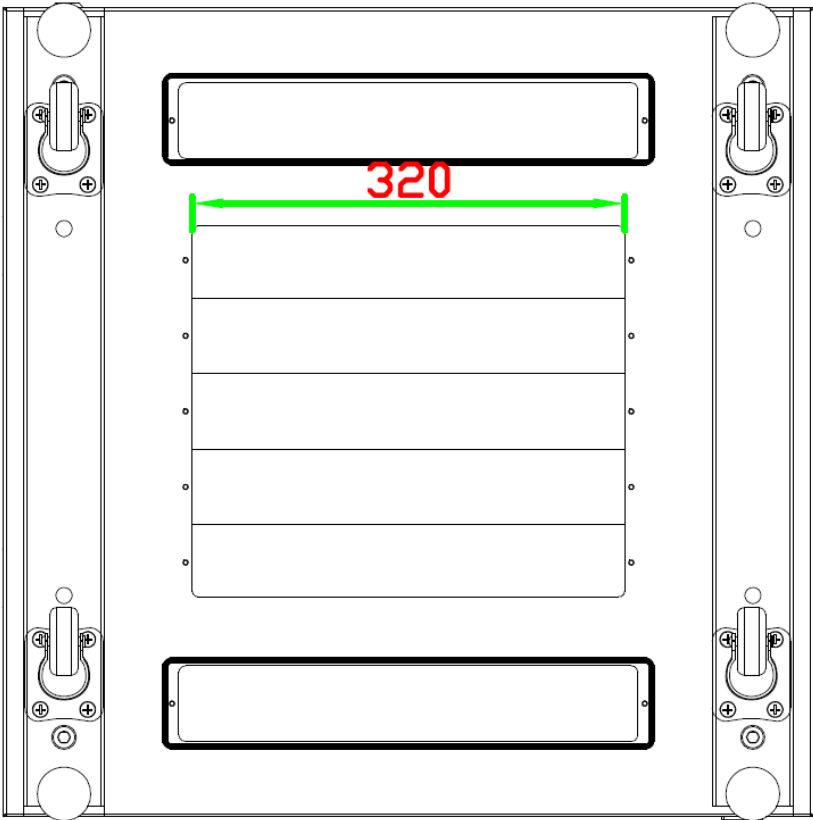


Rear View



Side View

Base



Roof

