



**All-Rack**®

# Floor Standing Data Cabinets

Allrack Floor standing data cabinets are super secure, high quality and cost effective 19" racks. Doors and side panels are all lockable and removable thus providing all round access to the entire rack. The mounting profiles are numbered with the "U" size and are fully adjustable. Cable entry is provided from both top and bottom depending on your cable work.


All floor racks are supplied fully assembled as standard. Flatpack racks are available if required however, this will incur additional delivery costs. Please confirm when placing your order.

## Highlights


---

- **Loading Capacity:** up to 800kg
- **Flat Pack:** Available upon request subject to additional delivery costs
- **Doors:** Toughened glass doors supplied as standard, Vented doors are available for some of the range. Please call us to confirm if we supply vented doors for your choice of floor cabinet.
- **Cable Management:** Vertical cable management is provided as standard for all 800mm wide racks





The tempered glass door.



Lockable Rear Door.



Optional Fan tray(2 fans for 600mm,4 fans for 800mm or 1000mm deep rack) allow air flow in the cabinet.



Lockable and removable side panels.



Solid structure is easily assembled.



Front and rear sets of vertical rails adjust in quarter inch increments. Adjustment is quick and convenient. Simply unscrew the rails, adjust them to the required depth and re-fasten.

## **■ ALLRACK FLOOR CABINET RANGE**

Part No	Width/Depth/Height
CAB126X6	600X600X721
CAB186X6	600X600X988
CAB276X6	600X600X1388
CAB326X6	600X600X1610
CAB376X6	600X600X1833
CAB426X6	600X600X2055
CAB476X6	600X600X2277
CAB126X8	600X800X721
CAB186X8	600X800X988
CAB276X8	600X800X1388
CAB326X8	600X800X1610
CAB376X8	600X800X1833
CAB426X8	600X800X2055
CAB476X8	600X800X2277
CAB278X8	800X800X1388
CAB378X8	800X800X1833
CAB428X8	800X800X2055
CAB478X8	800X800X2277
CAB278X6	800X600X1388
CAB378X6	800X600X1833
CAB428X6	800X600X2055
CAB478X6	800X600X2277
CAB276X10	600X1000X1388
CAB376X10	600X1000X1833
CAB426X10	600X1000X2055
CAB378X10	800X1000X1833
CAB428X10	800X1000X2055
CAB478X10	800X1000X2277

## **■ ALLRACK ACCESSORIES**

Part No	Description
FANR2600	2 WAY ROOF FAN 600MM DEEP
FANR4800	4 WAY ROOF FAN 800MM DEEP
FAN4R1000	4 WAY ROOF FAN 1000MM DEEP
EARTHKIT	EARTH BONDING KIT (4WIRE)
BAYKIT	BAYING KIT
CASTHD	HEAVY DUTY CASTORS
PLKT66	PLINTH 600X600
PLKT68	PLINTH 600X800
PLKT88	PLINTH 800X800
PLKT810	PLINTH 800X1000
CABTR12U150	Cable Tray-Vertical 150mm width 12u
CABTR18U150	Cable Tray-Vertical 150mm width 18u
CABTR37U150	Cable Tray-Vertical 150mm width 37u
CABTR42U150	Cable Tray-Vertical 150mm width 42u
CABTR47U150	Cable Tray-Vertical 150mm width 47u
CABTR42U300	Cable Trays 300mm width 42u
CABTR47U300	Cable Trays 300mm width 47u
SHELF350600	350mm deep fixed shelf
SHELF550800	550mm deep fixed shelf
SHELF6501000	650mm deep fixed shelf
SHELFTS350600	350mm deep sliding shelf
SHELFTS550800	550mm deep sliding shelf
SHELFTS6501000	650mm deep sliding shelf
FANRK2	2 way rack mount fan tray
FANRK4	4 way rack mount fan tray

### **Note:**

Optional doors available

### **Material:**

SPCC Cold Rolled Steel.

### **Colour:**

RAL9005

RAL7035

■ **Accessories designed especially for ALL-RACK floor standing data cabinets (Remarks: more accessories available)**



**Fixed Shelf**  
Load capacity: 90kg

Part No	Description
SHELF350600	Fixed shelf for 600mm depth rack
SHELF550800	Fixed shelf for 800mm depth rack
SHELF6501000	Fixed shelf for 1000mm depth rack



**Telescopic/Sliding Shelf**  
Load capacity: 30kg

Part No	Description
SHELF350600	Sliding shelf for 600mm depth rack
SHELF550800	Sliding shelf for 800mm depth rack
SHELF6501000	Sliding shelf for 1000mm depth rack



**Vertical Cable Manager with Hinge for 800 width Rack**

Part No	Description
	Vertical cable manager for 27U rack
	Vertical cable manager for 32U rack
	Vertical cable manager for 37U rack
	Vertical cable manager for 42U rack
	Vertical cable manager for 47U rack



**Fan Tray**

Part No	Description
FANR2600	2 Fan tray for 600mm depth rack
FANR4800	4 Fan tray for 800mm depth rack
FANR41000	4 Fan tray for 1000mm depth rack

**(Remarks: more options)**



**PLINTH**

Part No	Description
PLK 6x6	600mm width*600mm depth rack
PLK 6x8	600mm width*800mm depth rack
PLK 6x10	600mm width*1000mm depth rack
PLK 8x8	800mm width*800mm depth rack
PLK 8x10	800mm width*1000mm depth rack



# ALL-Rack®

## Wall Mounted Data Cabinets

ALL-RACK wall mounted racks and cabinets are designed to be your perfect solution for all your rack mountable equipment. Available in 3 depths, 450mm, 550mm, and 600mm and ideal for small network installations where floor space doesn't allow for a floor standing Server Cabinet. This product is perfect for a single person installation with easy mounting brackets. All ALL-RACK wall cabinets have removable and lockable side panels for easy access and security. The 450mm deep racks are available in assembled form from where as the 550mm and the 600mm are also available in flatpack form if required

### Highlights

- **Loading capacity:** 40kg
- **Doors:** 180 Degrees opening angle & can be mounted on left or right hand side with simple spring latch
- **Security:** Lockable Doors and side Panels
- **Ventilation:** Optional Fans can be fitted if required



Internal construction.



Mounting bracket use to fix the rack to wall for 550,600mm only.



Removable and lockable side panel simplifies your installation



120mm\*120mm fans can be preinstalled on the top cover.



Front and rear vertical rails are fully adjustable



180 Degrees opening angle & can be mounted on left or right hand side with simple spring latch

## ■ ALLRACK WALL MOUNTED CABINET RANGE

Part No	Usable Depth	Height	Description
CAB6WB450	450MM	350MM	6U 450MM DEEP WALL MOUNT CABINET
CAB9WB450	450MM	483MM	9U 450MM DEEP WALL MOUNT CABINET
CAB12WB450	450MM	616MM	12U 450MM DEEP WALL MOUNT CABINET
CAB15WB450	450MM	749MM	15U 450MM DEEP WALL MOUNT CABINET
CAB6WB550	550MM	370MM	6U 550MM DEEP WALL MOUNT CABINET
CAB9WB550	550MM	503MM	9U 550MM DEEP WALL MOUNT CABINET
CAB12WB550	550MM	636MM	12U 550MM DEEP WALL MOUNT CABINET
CAB15WB550	550MM	769MM	15U 550MM DEEP WALL MOUNT CABINET
CAB18WB550	550MM	905MM	18U 550MM DEEP WALL MOUNT CABINET
CAB6WB600	600MM	370MM	6U 600MM DEEP WALL MOUNT CABINET
CAB9WB600	600MM	503MM	9U 600MM DEEP WALL MOUNT CABINET
CAB12WB600	600MM	636MM	12U 600MM DEEP WALL MOUNT CABINET
CAB6WB300	300MM	370MM	6U 300MM DEEP WALL MOUNT CABINET
CAB4WB300	300MM	280MM	4U 300MM DEEP WALL MOUNT CABINET

### Colour:


RAL9005

RAL7035

### Material:

SPCC Cold Rolled Steel.

## ■ Accessories designed especially for ALL-RACK wall mounted data cabinets



Part No	Description
SHELF1U300	300mm Deep Cantilever shelf
SHELF2U400	400mm Deep Cantilever shelf
MANBAR1U4R	1U cable management bar
1UBSP	1U Brush strip panel
PDU6H	6 way horizontal PDU 1U

# All-Rack®

## 2 Part/Hinged wall rack

ALL-RACK 2 part hinged 550mm deep racks are our most versatile rack. It can swing open when mounted to a wall providing easy access to the rear of the cabinet. Thus making it easier to install and maintain your equipment. Lockable and removable side panels provide extra security and easy access to the left and right of the rack.

### Highlights

- **Double section structure**  
Swing frame allows the cabinet to swing away from the wall for easy access to equipments and cabling.
- **Sturdy welded construction**  
Fully welded and assembled.
- **Loading capacity**  
The loading capacity is up to 60KG.



### Features



Welded structure can be easy assembled.



Slots in back ensure convenient and quick wall mounting.



120mm\*120mm fans can be preinstalled on the top cover. Relevant fan tray suit to all safewell wall mounted cabinets. (Brush panel is optional for cable entry panel.)



Swing frame allows the cabinet to swing away from the wall for easy access to equipment and cabling.



Removable side panels simplify your installation of accessories and monitoring of IT equipment.



L-shaped spring pin make it fast to install front door to the frame and easily to change door opening direction.



## **ALLRACK WALL MOUNTED CABINET RANGE**

Part No	Width/Depth/Height	Cabinet Size	Description
CAB6WB2P550BLK	600x550X6U	6U	6U 2 Part/Hinged wall rack 550mm deep
CAB9WB2P550BLK	600X550X9U	9U	9U 2 Part/Hinged wall rack 550mm deep
CAB12WB2P550BLK	600X550X6U	12U	12U 2 Part/Hinged wall rack 550mm deep
CAB15WB2P550BLK	600X550X15U	15U	15U 2 Part/Hinged wall rack 550mm deep

### **Colour:**

RAL9005

RAL7035

### **Material:**

SPCC Cold Rolled Steel.

## **Accessories designed especially for ALL-RACK wall mounted data cabinets**



Part No	Description
SHELF1U300	300mm Deep Cantilever shelf
SHELF2U400	400mm Deep Cantilever shelf
MANBAR1U4R	1U cable management bar
1UBSP	1U Brush strip panel
PDU6H	6 way horizontal PDU 1U