

Visual Verification Bridge: CKB-304V2

Powered by CHeKT



Features

- Compact size and lightweight
- 4 Normally Open or Closed alarm inputs
- Arming and disarming Options
- Bind alarm detectors with Cameras
- Supports ONVIF Cameras and HD over coax recorders
- Line level output for remote talk-down capability
- Pair cameras with an existing alarm panel
- Programmable from a mobile app
- Launch cameras with your existing alarm signals in the central station
- Optional XML Integration for advanced supervision by the central station.

The OPTEX Visual Verification Bridge links CCTV cameras to a monitored alarm panel, adding visual verification to the intruder alarm system.

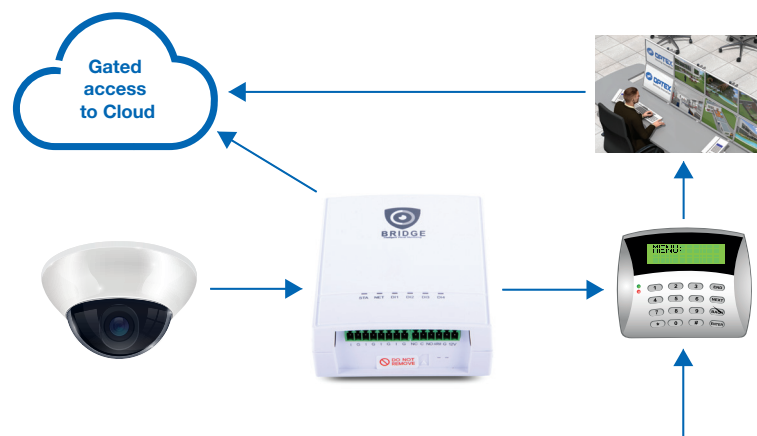
The Bridge is the hardware component of the OPTEX Intelligent Video Monitoring solution, powered by CHeKT, that provides a visual verification solution for Alarm Receiving Centres (ARCs), that is hosted in the Cloud.

Connected to the control panel, the Bridge enables indoor and outdoor intrusion sensors, door contacts and panic buttons* to be linked with ONVIF cameras or DVRs, to map the detection or alarm zones to the associated cameras. Once installed, the Bridge can be registered to the ARC that monitors the site, and connected to the CHeKT Monitoring Portal. The alarm system can then become a responsive visual verification solution without any interference to the integrity.


When an alarm zone is triggered the operator is alerted in a few seconds. The CHeKT Monitoring Portal presents the operator with the live view of the zone that has been triggered, pre- and post event video recordings, and a site map with the location of additional cameras.

Depending on the agreed procedure and the assessment of the alarm, the operator can either take immediate action or push the notification to a key holder or emergency contacts so they can verify the alarm and instruct the operator accordingly. All interactions are documented in an audit trail creating a comprehensive visual verification solution.

*Monitoring panic buttons requires a different setting than monitoring detection sensors or door contacts, please consult us for more information.



Creating Visual Verification monitoring



An OPTEX sensor is triggered by an intruder. The alarm signal is sent to the Alarm Receiving Centre and the OPTEX Bridge transmits the video to the CHekT cloud via SSL.



The alarm is delivered to the ARC. When the operator responds to the alarm, the CHekT Monitoring Portal opens and provides footage of what caused the alarm and the live stream from the camera.

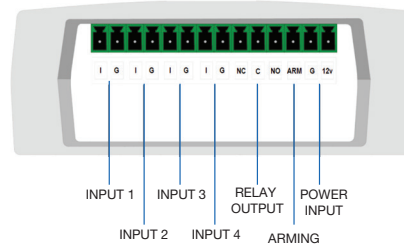
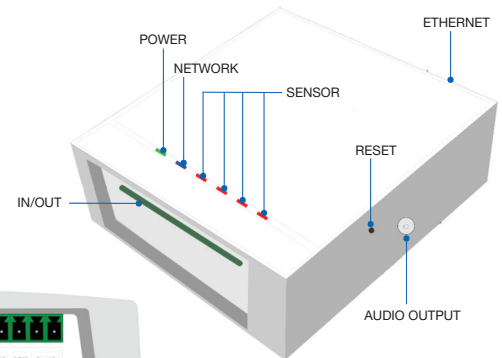


For verification, the operator can send an SMS to the end-user containing a URL that directs them to the CCTV footage. The end-user can respond with either 'DISPATCH' or 'DISREGARD'. The operator can see in real-time when the end-user has viewed the footage and when they have responded.

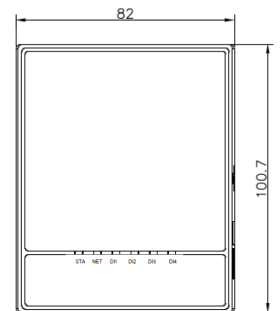
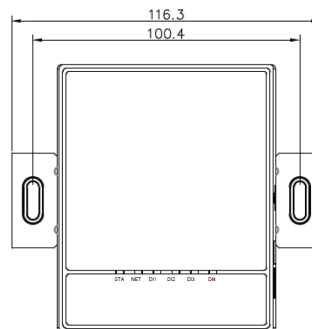
Specifications

Model	CKB-304v2
Alarm Zones	4x Alarm Input Zones 1x Trouble Output Zone (N.O.)
SD Card Slot	(MicroSD card Inc. for OS) (Not to be removed)
LED Indicators	6EA (Power, Status, Alarm 1-4)
LED Colour	Power: Green Network Status: Blue Alarm 1-4: Red
Audio	1/8" Line level output
Button	1 Reset (reserved)
Material	Polycarbonate (PC)
Colour	White
Dimensions	3.2" (82mm) W x 3.9" (100.7mm) D x 1.4" (36mm) H
Weight	0.4 lbs (170g)
Ethernet Standard	10/100 Base-T
Protection	SSL (Secure Socket Layer)
Power Source	12V DC
Power Consumption	250mA idle/400mA peak
Alarm Input Zones	Input voltage range 0VDC minimum to 3.3VDC maximum Max 10mA Ground Terminal IPass-Thru Option
Trouble Output Zone	Relay rating: max50mA@24VDC
Arming Input	3.3–13.8VDC Programmable Arming Options
Operating Humidity	Up to 85% RH (non-condensing)
Operating Temperature	32°–104°F (0–40°C)

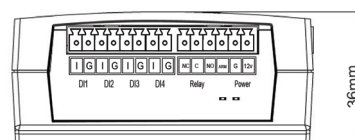
• Specifications and designs are subject to change without prior notice
• Units are designed to detect an intruder and activate an alarm control panel
• Being part of a complete system, we cannot accept responsibility for any damages or other consequences resulting from an intrusion.



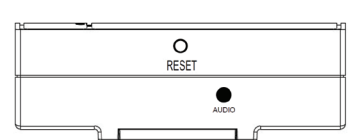
Top view



Back view



Side view



OPTEX (EUROPE) LIMITED
EMEA Headquarters
T: +44 (0)1628 631 000
Dubai branch
T: +971 (0)4 501 53 94
E: marketing@optex-europe.com
www.optex-europe.com

OPTEX Security SAS
(France and North Africa)
OPTEX Security SAS
T: +33 (0)4 37 55 50 50
E: contact@optex-security.com
www.optex-europe.com/fr

OPTEX Security Sp. z o.o.
(Eastern Europe, Turkey)
Optex Security Sp. z o.o.
T: +48 (22) 598 06 60
E: optex@optex.com.pl
www.optex-europe.com/pl

OPTEX Technologies BV
(Benelux)
OPTEX Technologies B.V.
T: +31 70 4194100
E: info@optex.eu
www.optex-europe.com/nl